

## Recommended method for offloading with a lorry mounted HIAB

Do not access the bed of the vehicle unless absolutely necessary and only when using agreed method of working at height safety equipment.

### Personal Protective Equipment (PPE) Required

	Head Protection		Hi Vis wear		Safety footwear		Hand protection
--	-----------------	---	-------------	---	-----------------	---	-----------------

### Main Hazards

					
Weather	Manual Handling	Slip, Trip, Falls	Falling items	Falling items from above	HIAB arm

### Method

1. Ensure whenever possible that the vehicle is level.  
Ensure the stabilisers are not overloaded or blocked. Watch out for a change in stability as the load is extended. Operate within the capacity of the rating chart. Always keep the suspended load in view.  
Never leave the HIAB crane unattended with a load suspended. Always deactivate the remote controller when not in use.  
Only trained and competent persons to operate the lorry mounted HIAB

2. The HIAB can be operated with a remote controller or by the fixed controls on the HIAB



3. Bring out the stabilisers fully and attach the foot pads



4. Wearing of the remote controller is important, the strap needs to be around the neck and over the shoulder and not just around the neck. When just around the neck if you bend the controller will swing away from the body and if not deactivated there is potential for it to knock against something and activate the HIAB. **ALWAYS DEACTIVATE CONTROLLER WHEN NOT BEING USED**






5. Loads for offloading with the lorry mounted HIAB shall be pre slung during the loading process in the yard



# Recommended method for offloading with a lorry mounted HIAB



<p>6. Review the area around the vehicle to ensure it's clear, look up for obstructions, when all clear manoeuvre the HIAB arm into position and attach the slings</p> 	<p>7. Lift slowly to ensure the load is balanced, if not lower down and adjust the slings. Ensure no persons are within the lift area</p> 	<p>8. When offloading ensure you always have sight of your load</p> 
---	--	---

Photos for display purpose only.